



Crime Reduction & Community Safety Group

Tilley Awards 2008 Application form

Please ensure that you have read the guidance before completing this form. ***By making an application to the awards, entrants are agreeing to abide by the conditions laid out in the guidance.*** Please complete the following form in full, within the stated word limit and ensuring the file size is no more than 1MB. Failure to do so will result in your entry being rejected from the competition.

Completed application forms should be e-mailed to tilleyawards08@homeoffice.gsi.gov.uk.

All entries must be received by noon on **Friday 25th April 2008**. No entries will be accepted after this time/date. Any queries on the application process should be directed to Alex Blackwell on 0207 035 4811.

Section A: Application basics

1. Title of the project: Do you want an effective DPPO and reduce damage?
2. Key issue that the project is addressing e.g. Alcohol related violence: Poor PSA1 performance in Fareham Borough particularly relating to criminal damage, and specifically the link to alcohol misuse.

Author contact details

3. Name of application author: Chief Inspector Steve Wallace
4. Organisation submitting the application: Fareham Borough Community Safety Partnership
5. Full postal address:
Fareham Police Station
Quay St
FAREHAM
HANTS
PO16 0NA
6. Email address: steven.wallace@hampshire.pnn.police.uk
7. Telephone number: 023 9289 1669

Secondary project contact details

8. Name of secondary contact involved in the project:

Garry White
Director of Regulatory Services
Fareham Borough Council
www.Fareham.gov.uk
01329 824395

9. Secondary contact email address: gwhite@fareham.gov.uk

10. Secondary contact telephone number: 01329 824395

Endorsing representative contact details

11. Name of endorsing senior representative from lead organisation: Chief Superintendent Peter Goodall

12. Endorsing representative's email address: peter.goodall@hampshire.pnn.police.uk

13. For all entries from England & Wales please state which Government Office or Welsh Assembly Government your organisation is covered by e.g. GO East Midlands: **GOSE**

14. Please mark this box with an X to indicate that all organisations involved in the project have been notified of this entry (this is to prevent duplicate entries of the same project):

Section B: Summary of application - *In no more than 400 words use this space to provide a summary of your project under the stated headings (see guidance for more information).*



Scanning:

Fareham is a low crime area, but had long term problems particularly increasing damage. There was no broad control strategy or problem solving directly linked to damage reduction. Police considered **Designated Public Place Order (DPPO)** best practice, and felt that a comprehensive Borough wide alcohol ban would result in broader crime reductions.

Analysis:

A Borough problem profile was prepared for damage using the Police Records Management System (RMS). Most damage was to vehicles, fences and walls and clustered in areas with high alcohol seizures. Alcohol was clearly identified as the common thread for many damage offences. Most offenders were juvenile males.

Other analysis:

- 70% of local crime audits identified alcohol misuse as a public concern
- 28% surveyed perceived vandalism as a very big or big problem

Response:

An ambitious Borough wide problem solving approach with a clear damage control strategy.

The big winners in priority order identified as:

- *The Borough DPPO*
- *Intervention caution clinic reducing reoffending and increasing detections*
- **Community TCG** problem solving with priority patrol area identification and relentless targeting
- **Safer Neighbourhood Teams** with ownership for all damage investigations, reduction targets and customer service
- Joint Agency Action Groups time bounded problem solving
- Improved and targeted youth diversion

Assessment:

'Iquanta' predictions show a continuing decline in Fareham's damage. No dispersal orders applied for in the last 15 months compared to 5 in the previous 18 months.

Borough objectives achieved were:

- *SNTs reduced damage by 22.5%; best in Hampshire.*
- *To improve detection rate using an *intervention clinic* ;7% improvement in detections*
- *Reached PSA1 target with 17% reduction from 0% 18 months ago; best in Hampshire.*

Damage reductions have surpassed all expectations **for a low crime area**, and the deployable incident analysis was amazing with a massive **55% reduction** for all deployable calls. The DPPO clearly contributed strongly and **59% surveyed felt the DPPO made their neighbourhood safer.**

Key selling points:

- Sustainable damage and incident reductions
- Improvements in public perceptions
- Intervention clinic benefits in reducing reoffending, improving detections and reducing bureaucracy
- Most measures cost neutral, sustainable and replicable
- DPPO gives SNTs and wider police family an area to really focus on
- Cost effectiveness ; for £1 spent on DPPO enforcement £23.44 saved in damage costs
- Nipping in bud by seizing alcohol early reduces crime
- SNT ownership improves investigations and customer service

State number of words: 399

Section C: Description of project - Describe the project in no more than 4,000 words. Please refer to the full guidance for more information on what the description should cover, in particular section 11.



SCANNING

INTRODUCTION

Fareham is sandwiched between Portsmouth and Southampton and is low crime with high fear of crime, and had some long term problems particularly rising damage. In April 2006 Hampshire Police aligned to Local Authority boundaries with Chief Inspectors as Commanders, and in November 2006 **Safer Neighbourhood Teams (SNTs)** were introduced. 16 PCSOs started in April 2007.

In the 2006 *Fareham Survey* 28% perceived vandalism as a very big or big problem, the second highest concern. Compared to most similar **Community Safety Partnerships (CSPs)**, Fareham has consistently suffered higher damage.

In late 2006 Fareham was required by GOSE to develop an improvement plan for PSA1. Fareham was 0% towards the 15% target. Damage presented the greatest crime risk.

The Problems

According to the BCS over 80% of damage is committed on the spur of the moment. Offenders are predominantly 21 or under and gave reasons for offences including alcohol, for the "buzz" or boredom.

The Australian government estimates 88% of damage is committed under the influence of alcohol. Department of Health statistics state 36 per cent of crimes by under 18s take place after drinking.

Damage lacked ownership, and investigations were poor with a 9% detection rate in October 2006.

Several 'hotspots' remained, particularly Portchester (three dispersal periods over 18 months) and Stubbington (two dispersal periods over 18 months). Short term improvements soon evaporated, and there was partnership unease about the underlying issues. West Street in Fareham was the worst OCU street for damage.

There was strong local feeling that tackling alcohol supply and use was essential. The data available was inconclusive, but collective professional judgment identified alcohol as the *golden thread*.

Alcohol seizures were mapped by hand for a useful visual audit, and when overlaid with ASB and damage there was a very clear correlation.

Crime reduction toolkits were reviewed and a control strategy drafted later adopted for the OCU. A **Community TCG (CTCG)** process was in its infancy chaired by the **Fareham Borough Council (FBC)** Community Safety Manager. All stakeholders including FBC, licensing, fire service and youth service attend supported by an analyst.

Community concern about damage was very real. In 2006 a partnership survey showed:

How much of a problem are vandalism, graffiti and other deliberate damage to property?

Very big problem	Big	Small	None
9%	19%	48%	24%

Designated Public Place Orders (DPPOs)

417 DPPOs are in use in 190 areas nationally. A DPPO had been in place in Fareham Town since 2004. It had been viewed as successful in terms of targeting hardcore street drinkers with simple enforcement, but after displacement issues was expanded in 2006. No evaluation data available. Nationally there are many Metropolitan DPPOs, and others in similar areas namely Worthing, Aberystwyth and Newquay. Newquay best practice showed sufficient dedicated resources need to be available if confiscation is to be effective. If carried out in a firm but fair manner there is little friction caused. In Aberystwyth's evaluation crime was down 6%.

There were no broader control strategies directly linked to damage reduction identified. Police felt a Borough DPPO would be proportional and result in broader long term crime reductions. There were partnership and political concerns about resourcing and community impact, and detailed presentations were made arguing a business case. In June 2007 the Borough DPPO was born.

Priority ward areas for damage reduction were identified as:

- Fareham Town particularly West St (FF02) 7% (209 offences)
- Fareham South (FF07) 11% (322)
- Fareham North West (FF09) 11% (326)
- Portchester East (FF06) 9% (254)
- Titchfield (FP06) 8% (246)
- Stubbington (FP08) 5% (144)

Overall there was poor understanding of problem solving and the force Problem ***Resolution In Multi-agency Environment (PRIME)*** methodology.

Objectives:

- *To reduce damage in a sustained manner using a partnership control strategy*
- *SNTs to reduce damage by 5%*
- *To improve investigations and detections*
- *To reach PSA1 target in the 18 month period before April 2008*

ANALYSIS

On a Borough basis incident demand was analysed and Variable Shift Arrangements implemented for patrol officers, along with SMART minimum strengths which meant an extra officer each shift Thursday to Saturdays. Special constables were aligned with patrol and SNTs.

A problem profile had been prepared by analysts using the Police Records Management System (RMS). Most offences occurred in the evenings particularly Friday and Saturday, and all year round at weekends with most identified offenders young males. Again clear correlation with timings of alcohol seizures highlighting alcohol misuse.

Peak months were **not** during the summer as might be expected, but in April and November. RMS data was more accurate than the previous system and NCRS compliance 'good', indicating ethical reporting.

In 2004 damage accounted for 25% of overall crime. In 2006/07 damage had risen to 28% of crime. According to the BCS vandalism increased by 10%, and 32% goes unreported.

One 'traditional' approach would be a dedicated team to investigate damage, but experience indicated this would be a short term fix and unsustainable.

Victims

Non- domestic offences are generally opportunistic and annoying! Wing mirrors, fences, and walls being favourites. It is difficult to confirm, but police feel minor crime reporting is higher in Fareham a relatively affluent area.

Other than individuals the victims are:

- 27% (789) Business
- 4% (107) Schools
- 4% (117) Local Authority
- 1% (30) Churches

In an 18 month period damage types were:

- 37% Vehicle related (nationally 41%)
- 29% Damage other - walls, fences etc
- 16% Non-dwellings
- 13% Dwellings
- 3% Domestic
- 1% Racial

Particular areas for repeat victims were vulnerable schools, churches, and car parks, generally with poor prevention measures. Again a strong correlation with alcohol misuse indicated by debris. Most business damage was broken windows. As with other crimes a gold silver and bronze repeat victimisation response was adopted.

Locations

The map P8 shows damage for April 2006 – March 2007 which correlated strongly with mapped alcohol seizures. Most offences in Fareham Town, many in the 'old' DPPO area.

The bar chart P8 shows a clear general damage reduction, and the 2006 data helped identify priority ward areas P6.

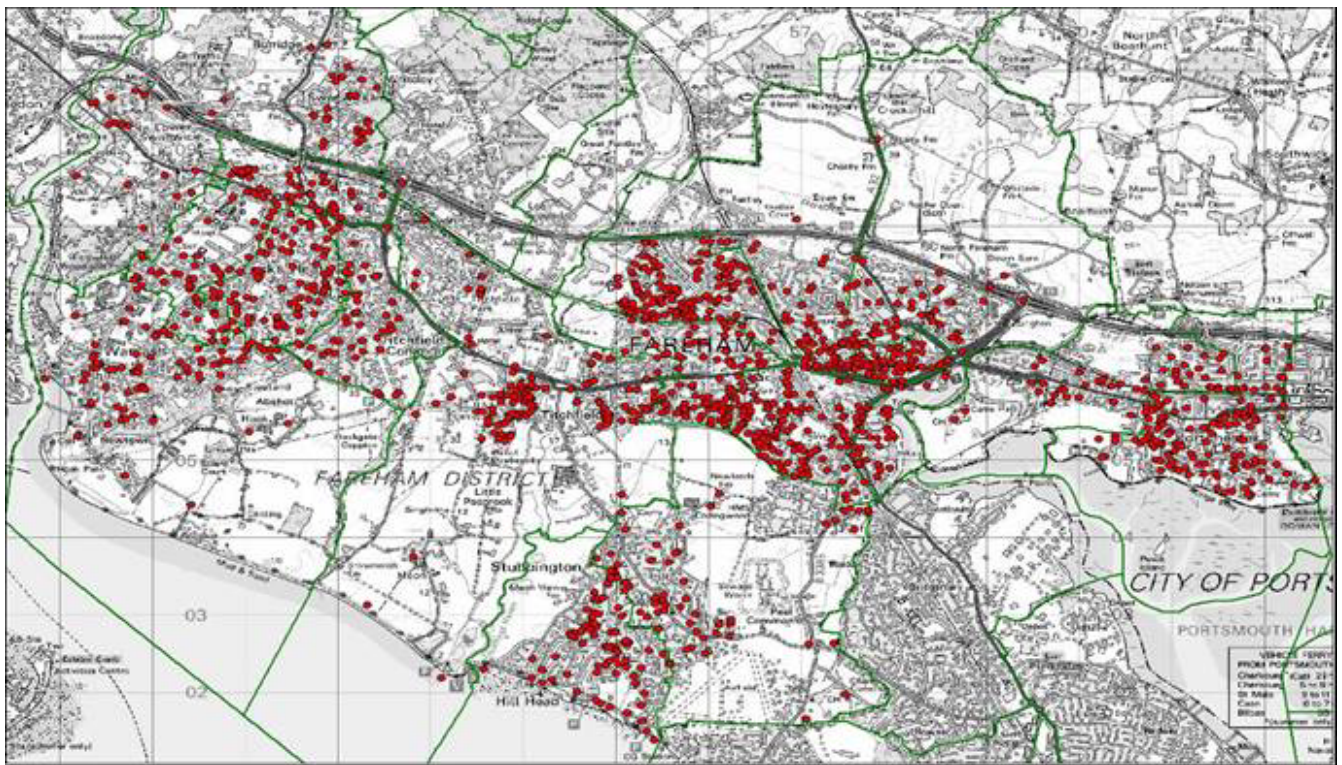
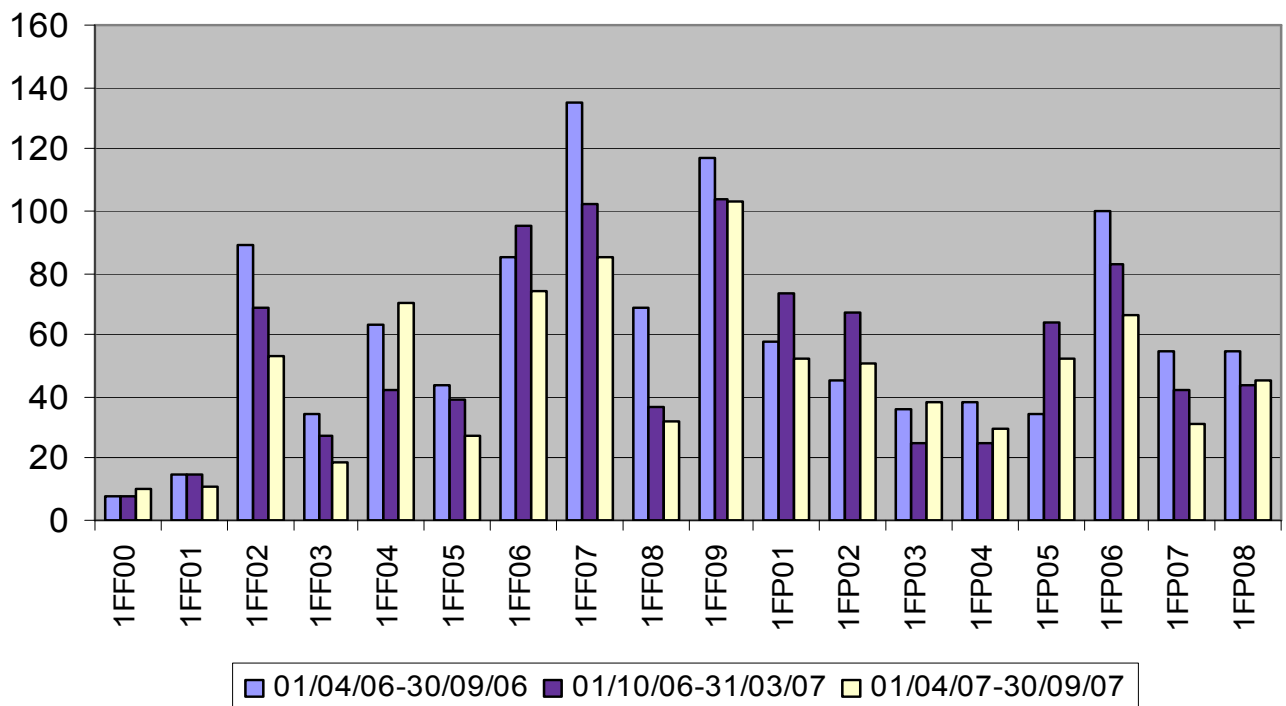


Fig 5.3: Fareham Criminal Damage by Police Beats 01/04/06-30/09/07



Offenders

Offenders are predominantly male (90% - 364 detections) and female (10% - 39 detections).

Analysis showed:

- **55% (223 offenders) aged 10-17**
- 13% (52) aged 16 most prominent age; one offender accounted for 5% (19 offences)
- **74% 21 and under confirmed by BCS**
- 92 offences domestic related.
- 75% of offenders had convictions

There was clearly a hardcore of repeat juvenile offenders often in groups, with alcohol a common theme. Domestic offences were generally secondary offences. It was clear that an intervention caution clinic dealing with rarely caught juvenile offenders could have maximum impact.

Other analysis:

- 70% of local crime audits identified alcohol misuse of concern
- Street cleansing teams identified alcohol hotspots
- Fire service and 'Iquanta' data showed increasing arson
- Schools did not specifically teach about damage and responsibility
- Repeat victims particularly schools not problem solved

Alcohol confiscation power

Police already had alcohol confiscation powers for under 18s and those over 18s supplying it.

Problems identified with this power :

- Relatively confusing power for staff particularly with mixed ages
- Practically difficult to police and 'encounter friction' with confused public
- No punishment possible for repeat offenders
- Displacement effect and short term as a lone tactic

From 01/08/05 - 31/07/06, 568 crimes associated with alcohol related damage and violence, and over 15% of all **Single Non Emergency 101** calls alcohol related. 515 alcohol seizures although there was wide belief seizures were under recorded. Strongly felt that a *'patchwork quilt'* DPPO would be ineffective.

Alcohol supply was identified as crucial. Systematic intelligence led test purchasing operations were planned.

Damage investigations

These were generally poor with limited evidence gathering and use of forensics. Ownership and analysis lacking even for series, inevitably resulting in poor detections. Emphasis recording driven rather than investigation led.

We introduced routine use of forensics for damage eg footwear matches. Damage is **always** an either way offence, so forensic hits obtained 6 months after offence can be actioned; can cause confusion.

Youth Activity Provision

Significant gaps in 'static' youth services were recognised and services did not complement enforcement; this lesson had been learned from repeated dispersal operations. Friday and Saturday evenings identified as key periods for diversion due to temporal analysis, although it was clear from practitioners that the "we want to get drunk" lure was strong, reinforcing the alcohol theme. Analysis indicated boredom as a reason for offending.

RESPONSE

An ambitious Borough problem solving approach with a clear complementary control strategy was implemented. All SNTs trained in problem solving.

Community Tasking & Co-ordination Group (CTCG)

In September 2006 the CTCG was still in its infancy. The CTCG operates within the National Intelligence Model with good partner representation now with critical analytical support. The meetings are bi-weekly chaired by the Community Safety Manager with the Chief Inspector and Deputy Council Leader standing members. This has proved crucial in ensuring fast decision making and resource allocation. The CTCG focused hard on damage.

The preventive effect of PCSO's was identified and were introduced in November 2006 (12 months early) after lobbying from FBC and the new Chief Inspector. After further lobbying County **Accredited Community Safety Officers (ACSOs)** were introduced.

Priority Patrol Areas (PPAs) are identified in areas where short term action is required, and electronic logs record visits and intelligence. This has been a key area for reducing damage. For medium and long term action, time limited **Joint Agency Action Groups (JAAGs)** convene which include Councillors. A graffiti database is held by FBC and dedicated funding for prompt removal and an owner disclaimer system. Individuals and addresses of concern are passed to the separate ASB Group or intervention clinic. In this way locations, offenders and longer term issues are prioritised and progressed.

All damages are allocated to SNTs for investigation. The minimum service level is a reassurance visit or call. Juvenile street drinkers have hand delivered letters, and more recently parents are contacted 'live' if appropriate. Strong emphasis on visible bike and foot patrol at key times, with bikes and kit sponsored by private sector and match funding for about £10000. This got patrols happening fast as budgets were not available.

Designated Public Place Order (DPPO)

In June 2007 a Borough DPPO was introduced. This prohibited alcohol consumption in **all** public places with officer discretion.

Operation Dorothy involved all staff and partners focusing on intelligence led proactive patrols. All staff were trained on the powers. About £15 000 has been spent directly on enforcement.

Enforcement & Investigation

Operation Equinox was planned for the seasonal damage peak in October and November. Shops were visited selling eggs and flour and PCSO 'Roadshows' educated on responsible behaviour. "*Give Respect Get Respect*" wristbands softened enforcement work, with joint fire service patrols.

Operation Innings was for the night time economy hotpots. *Pubwatch* was rejuvenated and banned over 40 persons (one ban previously) **including for damage**.

Both of these operations are now permanently planned in. SNT and patrol teams were equipped with digital cameras to improve investigations, and eventually with body worn video.

'*Mosquitoes*' were used at vulnerable damage locations **when all other methods failed**. These were so effective they were readily bought by the users, and replacement units bought for the next deployment. Schools particularly benefited as evaluated in Havant district locally.

Prevention and diversionary work

- Monthly police and education welfare truancy patrols with proactive 'door stepping' of possible truants who were *possibly* offending
- Extra weekend youth provision eg 'Odyssey' centre in priority Portchester area which now has over 50 attendees from zero, and a new evening youth café *Darcy's* a partnership and private sector initiative

- Education sessions introduced into schools for graffiti, criminal damage, and community perceptions. The CSP paid for anti-social behaviour theatre sessions for all schools in 2006
- A specific damage prevention leaflet designed to assist target hardening hotspots and repeat victims as not available locally or nationally ; to be evaluated
- Repeat school locations have joint visits by crime prevention officer and property services education linked to *mosquitoes* and longer term measures
- Environmental Visual Audit patrols by Fire service

Intervention caution clinics

In April 2007 these started to provide innovative intervention cautions. The clinics are bi-weekly with a dedicated Inspector and partnership's ASB officer. Background checks such as truancy and child services assess risk of re-offending and identify underlying causes and parenting issues. The clinics have produced very effective interventions with individuals, but also improved detections. Individuals have regularly admitted multiple offences under caution at home then attended the clinic later on. They are also 'debriefed' by an intelligence officer.

Between March 2007 to October 2007 98 attended the clinic, with **26%** attending for damage. The clinics have also saved officer time, bureaucracy and custody delays with direct bailing to the clinic via a user friendly online appointment system. It was clear from analysis that it was paramount to target rarely caught juveniles highly likely to reoffend, and this would be a 'triple win' in terms of detections, challenging behaviour and addressing underlying factors. The Fire Service ran two *Local Intervention Fire Education (LIFE)* diversion courses, where 'priority' young people were selected often linked to the intervention clinic forging a strong partnership approach.

This exciting initiative could eventually mesh to conditional cautioning juveniles if introduced, as well as restorative justice processes, and improves customer service as well!

ASSESSMENT

The control strategy approach inevitably overlaps with other developments. It is likely that the results below are from cumulative activity particularly SNTs, with some big contributors identified. The Force Performance Review Group and GOSE noted the sustained and fast damage reductions.

Detection analysis

Detections for Criminal damage :

- April -30 Sep 07 **154 (18%) offences detected.**
- Oct -31 March 07 135 (14%) offences detected.
- April -30 Sep 06 114 (11%) offences were detected.

Fareham has detected 14.5 % of damage ytd compared with force average 12%. Detections have increased 7% in the periods above with the intervention clinic largely responsible, with several offenders admitting series.

DPPO evaluation

As the year progressed the benefits from the DPPO became clearer. Not one complaint received to date. Compliance is now judged as "good" and the effect of the DPPO surprised many as the benefits diffused.

A comparison between June 2006 and 2007 when the DPPO came into force shows the effect of the initial operation.

June 2006		June 2007		
Criminal Damage	131	Criminal Damage	61	Down 53%
Assaults	78	Assaults	34	Down 56%
Public Order	28	Public Order	9	Down 68%

The extra staffing clearly contributed but there was a scary scale of alcohol seizures from 89 individuals mainly juveniles totalling over 500 units of alcohol.

As a part of the evaluation, extra questions were added to phone surveys for priority areas Fareham South and Fareham North West. So far from 251 responses :

Q In June 2007 a Borough street drinking ban started. Were you aware of this?

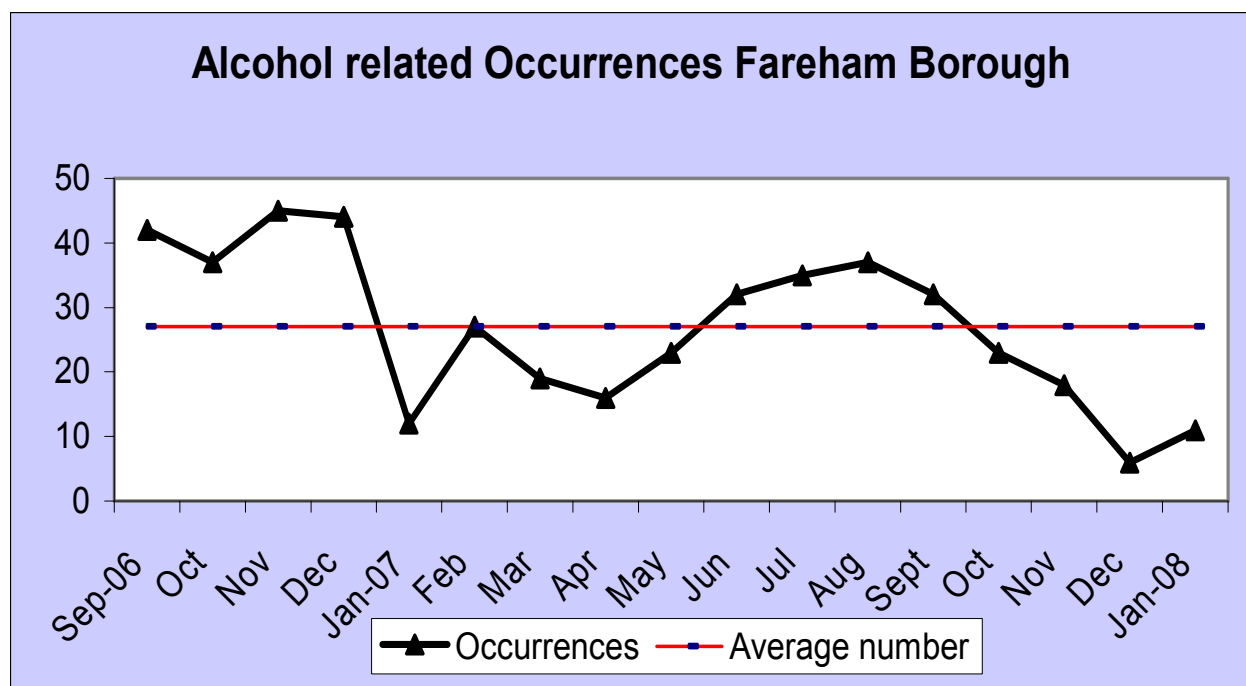
67% aware of the DPPO.

Q Do you feel that your neighbourhood is safer as a result?

59% feel it makes their neighbourhood safer.

These figures were regarded as unusually impressive by the survey managers, particularly as the initial samples were skewed by an 'older' age profile who are generally more fearful; sampling now amended.

A further attempt to evaluate the *real* impact of the DPPO was collected on all incidents and crimes with a **documented alcohol aggravation**. This mainly included damage, drunkenness and assaults. This data is accurate as collated 'manually'. The impact below is best shown comparing Sep-06 to Jan-07 with Sep-07 to Jan-08.



Regional alcohol data shows Fareham has significantly lower alcohol related hospital admissions for under 18s and for alcohol related crimes.

The seized alcohol is legally raffled by local Lions' Charities and to date has raised £1000. The risk averse policy to destroy all seized alcohol is for discussion.

The latest half- term operation saw seizures plummet, despite plain clothes intelligence led patrols. Few repeat offenders identified, but a database is collated to prosecute.

About 8 arrests have resulted from seizures and only several fixed penalty notices issued despite zero tolerance. It was clear after each operation that seizing alcohol early on prevented incidents and damage later on. Police feel the street drinking culture is slowly changing.

Test purchase operations

Off licences and pubs suspected via intelligence were targeted. During 2006 the failure rates were high at 40-80%, but are now 8-20%. Over 87 premises have been checked since May 2006 with 21 failures. One off licence failed 3 test purchases (only one of 8 nationally) and went to a review with stringent conditions imposed, as did one pub. Police were disappointed licences were not removed.

Intervention clinic evaluations

In the year prior to the clinic starting (i.e. 31/03/06 - 28/03/07) 214 young people received a formal reprimand. Of these 70 (33%) went on to re-offend.

So far **only 2 of the 98 young people reprimanded at the clinic have re-offended** believed **none for damage**. This appears a significant improvement, although obviously the pre-clinic offenders have had longer to re-offend. GOSE recognised the clinic as best practice.

Economic

The HO estimate damage costs £866 per crime with additional victim costs of £690. Based on HO figures the total cost of damage for Fareham in 2006/07 was £2,824,140.

Estimates of Criminal damage	Total cost per crime	01/04/06-30/09/06	01/10/06-31/03/07	01/04/07-30/09/07
Criminal Damage	£866	935,280	832,226	739,564
Cost to victims	£690	745,200	663,090	589,260
Total Costs	£1,556	1,680,480	1,495,316	1,328,824

Therefore £351, 656 has been saved or perhaps more accurately not incurred.

Also time saved by police recording and investigating is considerable with **422 less offences** this year.

Damage reductions

Criminal damage has continually shown a downward trend from 2006:

- Apr-Sep 07 (current) - 854
- Oct 06-Mar 07 (previous) - 961
- Apr-Sep 06(last year) - 1080

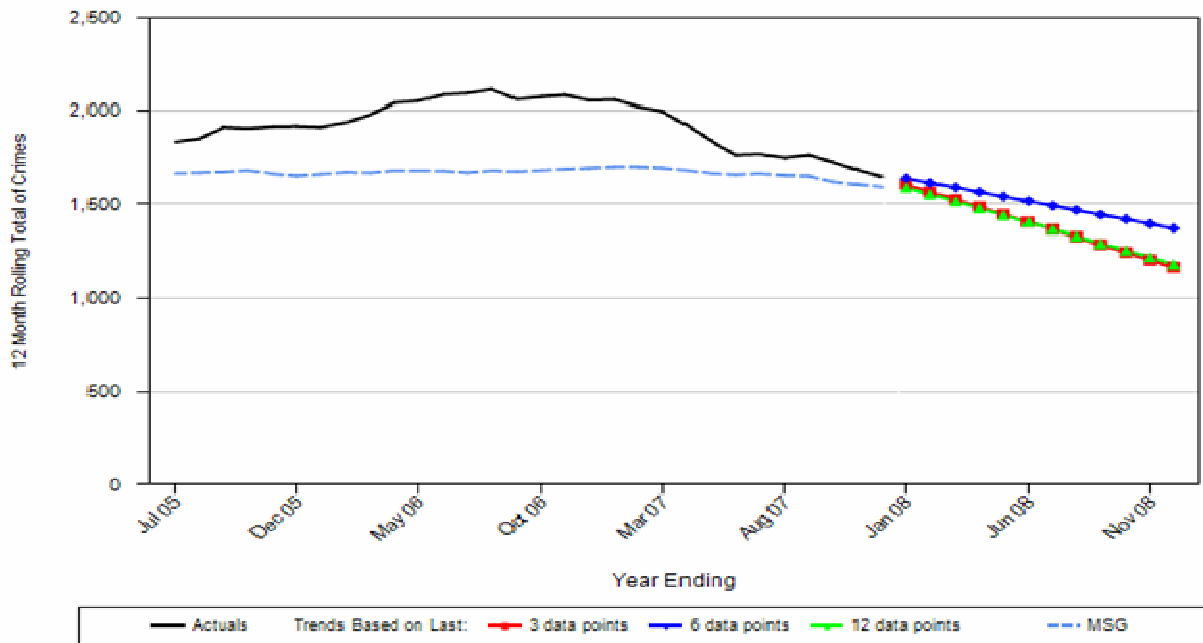
Borough damage for the year is down 22.5%.

The 'Iquanta' chart below shows the progressive and sustained damage reductions since October 2006, following a sustained increase since July 2005. The reductions are projected to continue and the MSG comparison is powerful.

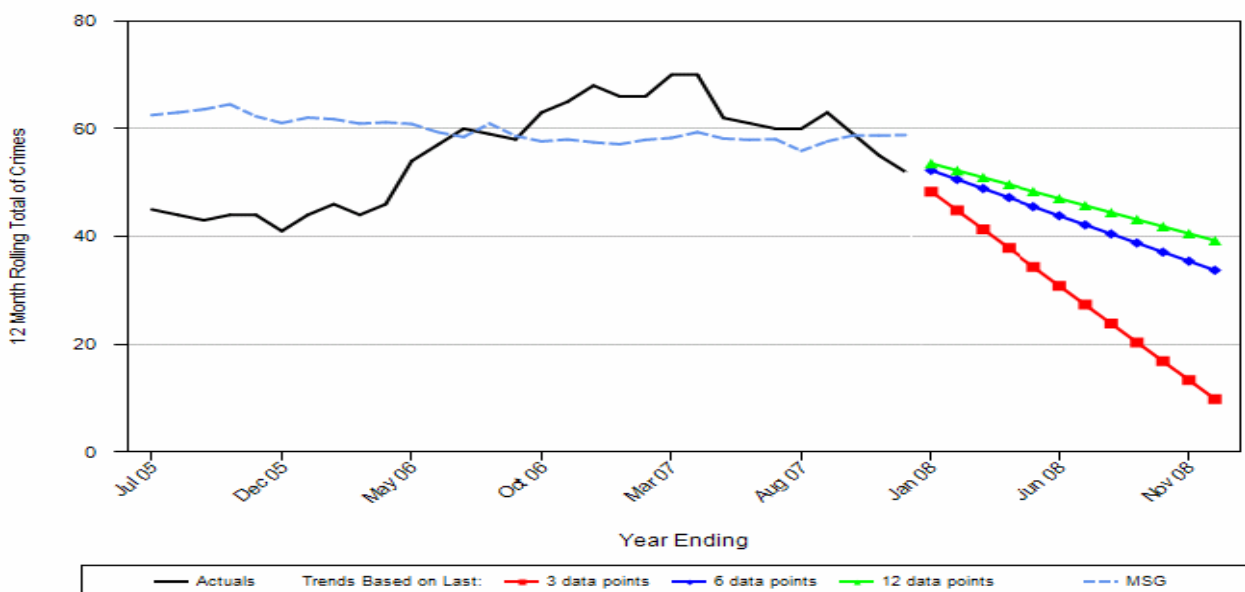
Arson

It is also interesting to look below at the marked arson impact, particularly from a partnership perspective.

iQuanta Projection - Number of Crimes
Hampshire - Fareham CDRP
Criminal Damage (exc 59)
01 Jul 05 - 31 Dec 07



iQuanta Projection - Number of Crimes
Hampshire - Fareham CDRP
Arson
01 Jul 05 - 31 Dec 07



Source: iQuanta 17 Jan 2008

The table below shows the stages of Ward reductions, and some increases. Priority areas shown in red.

Damage by Police Beat areas	01/04/06-30/09/06 (a)	01/10/06-31/03/07 (b)	% Change a - b	01/04/07-30/09/0 (c)	% Change a - c
Town Centre West (FF01)	16	15	-6%	11	-31%
Town Centre East (FF02)	88	69	-22%	52	-41%
Fareham North (FF03)	34	27	-21%	19	-44%
Fareham East (FF04)	63	42	-33%	71	+13%
Portchester West (FF05)	43	39	-9%	27	-37%
Portchester East (FF06)	85	95	+11%	74	-13%
Fareham South (FF07)	135	102	-24%	85	-37%
Fareham West (FF08)	69	37	-46%	32	-54%
**Fareham N West (FF09)	118	104	-12%	104	-12%
Not Known	8	8	0	12	+50%
Park Gate (FP01)	58	73	+26%	52	-10%
Locks Heath (FP02)	45	67	+49%	52	+16%
Sarisbury (FP03)	36	25	-31%	38	+6%
Titchfield Common (FP04)	39	25	-36%	30	-23%
Warsash (FP05)	35	65	+86%	53	+51%
Titchfield (FP06)	98	82	-16%	66	-33%
Hill Head (FP07)	55	42	-24%	31	-44%
*Stubbington (FP08)	55	44	-20%	45	-18%
Total	1080	961	-11%	854	-21%

*Stubbington has been a juvenile drinking hotspot for many years, and it was noted all crime is down 20% and assaults down 26%.

Some displacement is suspected but not clear, and will be reviewed.

Demand reduction

Perhaps the most interesting figures are those for deployable incident reductions. Fareham has had a **stunning reduction of 55% (7648) in deployable calls**. It is believed this is very strong evidence of problem solving with all the measures highlighted.

	1/4/06 – 31/3/07	1/4/07 – 31/03/08	% CHANGE
FAREHAM	13931	6283	- 54.9

Further detailed research needed to distil the DPPO effect, but we are convinced it is a major factor. There are clearly major cost and time savings from this massive reduction.

Single Non Emergency 101 data shows a static 19 alcohol related calls pcm, and damage calls average 26 pcm in 2007 compared to 17 in 2006.

Reassurance impact

The annual FBC survey rates issues within 15 minutes of residents' homes. 2006 figures in brackets.

Questions in Residents Survey	Very big Problem	Big Problem	Small Problem	No Problem	%change from 2006
How much are vandalism, graffiti and other deliberate damage to property	5.5% (9%)	15.4% (19%)	50.2% (48%)	28.9% (24%)	Very big problem - 3.5%
How much of a problem are drunken/rowdy behaviour in public places	4.8% (7.8%)	15.6% (13.6%)	44.7% (44.4%)	35.0% (34.4%)	Very big problem -3%

The figures show small but significant improvements for damage and drunken behaviour. It is clear all the achievements now need strong and consistent marketing to 'harvest' the full reassurance effect, and a marketing strategy is being developed.

What did not work and lessons learned?

- Initially the DPPO patrols were effective with vans of uniformed staff, but over time smaller intelligence led localized patrols were more needed using plain clothed 'spotters'
- A few wards showed upward damage trends. Warsash and Locks Heath have the largest proportion of 5-15 year olds. This correlates with offender profiles and is a new *PRIME* initiative.
- Some data sharing issues between agencies with the intervention clinic now addressed
- Diversion activities and street based youth work needed to complement enforcement
- Intelligence on damage and offenders was poor initially using traditional methods. It was clear that school links were limited as schools officers had been withdrawn, so PCSOs were given this role
- Initially all adult and juvenile cautions were mixed together in one clinic but this was inefficient. Two separate clinics were put in place
- Unable to obtain detailed PCT data for DPPO evaluation; now formally requested

Conclusions

The objectives were:

To reduce damage offences in a sustained manner, using a partnership control strategy

- Achieved*

SNTs to reduce damage by 5%

- 22.5% Borough reduction best in Hampshire and nearly twice force average.*

To improve investigations and detections

- 7% improvement in detections*

To reach PSA1 target in the 18 month period left before April 2008

- *Currently 17% reduction from 0% 18 months ago. Only Hampshire CSP to meet PSA1*

In the 2007 residents' survey 20% perceived vandalism as a very big or big problem down from 28%.

'Iquanta' predictions show a continuing decline in Fareham's damage. No dispersal orders applied for in the last 15 months compared to 5 in the previous 18 months.

Damage reductions have surpassed all expectations **for what is a low crime area**, and the 55% deployable incident reduction in 2007 amazing. **All Borough crime down 13%**.

The big winners in priority order are:

- *The Borough DPPO*
- *Innovative intervention caution clinic reducing reoffending*
- Community TCG problem solving with priority patrol area identification and relentless tracked targeting
- SNTs with ownership for all damage investigations, reduction targets and customer service
- Joint Agency Action Groups time bounded problem solving
- Improved and targeted youth diversion activities

It is strongly felt that with the current focus on youth alcohol issues that a county and even a national DPPO is seriously considered.

More comprehensive and coherent DPPO based strategies linked to the other measures, offer the benefits not seen with 'patchwork quilt' DPPO approaches.

Youth provision is clearly still a key priority seemingly under permanent threat in every policing area.

Key selling points:

- *Sustained* damage and incident reductions
- Improvements in public perceptions
- Intervention clinic benefits in reducing reoffending, improving detections and reducing bureaucracy
- Most measures cost neutral, sustainable and replicable
- DPPO gives SNTs and wider police family an area to really focus on
- Cost effectiveness ; for every pound spent on DPPO enforcement £23.44 saved in damage costs
- Clear that 'nipping in bud' by seizing alcohol early works
- SNT damage ownership improves investigations, reductions and customer service

State number of words used: 3997

Section D: Endorsement by Senior Representative - *Please insert letter from endorsing representative, this will not count towards your word or 1MB size limit restrictions.*



Tilley Letter.doc

Checklist for Applicants:

1. Have you read the process and application form guidance?
2. Have you completed all four sections of the application form in full including the endorsement from a senior representative?
3. Have you checked that your entry addresses all aspects of the judging criteria?
4. Have you advised all partner agencies that you are submitting an entry for your project?
5. Have you adhered to the formatting requirements within the guidance?
6. Have you checked whether there are any reasons why your project should **not** be publicised to other police forces, partner agencies and the general public e.g. civil or criminal proceedings pending in relation to your project?
7. Have you inserted your project name as a footer note on the application form? Go to View-Header and Footer to add it.
8. Have you saved you application form as a word document and entitled your message '**Tilley 08 entry (followed by project name in brackets)**' before emailing it?

Once you are satisfied that you have completed your application form in full please email it to Tilleyawards08@homeoffice.gsi.gov.uk. One hard copy must also be posted to Alex Blackwell at Home Office, Effective Practice & Communication Team, 4th Floor, Fry Building (SE Quarter), 2 Marsham Street, London, SW1P 4DF and be received by 25th April 2008.