

**Project Name: Barnsley Bsmart**

**Location: Barnsley District - Summary:**

Across Barnsley District, incidents of Anti-Social Behaviour (ASB) and Criminal Damage have a tendency to increase throughout October during the run up to Bonfire Night, reaching a peak on 4<sup>th</sup> November – ‘Mischief Night’. While police recording systems showed annual reductions in criminal damage and ASB throughout this period, comparable increases were notable on 4<sup>th</sup> November with 52 offences reported in 2008 and 65 in 2009. Due to the random nature of offences, increases in reported incidents compound with low detection rates, due to delays in reporting. Annually, a Planning Team (Police, Council, Youth Services, Youth Offending Teams, Positive Activities), in consultation with the public through community meetings, coordinate resources around ‘Mischief Night’. Three key stages for 2010 were identified: understand and target activity in areas of highest risk, provide interventions and diversionary activity to reduce offending and ensure open, accessible youth provision. Analysis of vulnerable locations identified one area with 34% reductions (particularly criminal damage) throughout Mischief period, not replicated elsewhere despite the socio-economic challenges faced by the area. Research revealed reductions were the direct result of a focused activity programme from local policing teams and teaching staff, communicated through social networking sites and Bluetooth messages, with diversionary activities held on the 4<sup>th</sup> November. The planning team decided to expand the successes of the localised project across Barnsley under the branding of ‘Barnsley Bsmart’, employing similar methods of social media to engage young people, in particular those at risk of offending. ‘Bsmart’ gained support from Barnsley Council who match-funded contributions from South Yorkshire Police to spend on branding, promotional materials, prizes, diversionary activities. Youth Services were integral in targeting hard-to-reach young people. Through schools and youth clubs, young people were invited to enter a competition to devise Bluetooth messages around the consequences of ASB/criminal damage. Thirty-three schools and youth clubs submitted entries with an estimated 1,500 young people involved in the project. In addition, vulnerable locations received interventions including Street Based Teams, Dispersal Powers and Diversionary Activities. Police statistics showed reductions in

incidents including street drinking, hoax calls, vehicle nuisance and malicious/nuisance communications, which were key themes cascaded via Bluetooth. The Bsmart project has identified key areas to address for 2011 including assessing the local impact of social media communications, and targeted interventions around firework misuse.

**Word Count: 376**

### **Scanning**

Analysis has shown over the years, that incidents of anti-social behaviour (ASB) and criminal damage in Barnsley tend to increase throughout October on the lead up to Bonfire Night, reaching a peak on 4<sup>th</sup> November, known locally as 'Mischief night'. Criminal damage offences cover a wide range of crimes including damage to dwellings, vehicles and other property. One common theme involves missile throwing resulting in broken windows. ASB covers numerous categories including rowdy/inconsiderate behaviour, nuisance vehicles, fireworks, malicious communications, hoax calls, nuisance neighbours, noise, street drinking and litter. Between 1<sup>st</sup> October and 6<sup>th</sup> November, criminal damage reports were as follows (Data from CMS-Crime Management System):

2008 – 510 reports

2009 – 478 reports

Despite this 7% reduction, there was an increase in criminal damage offences committed specifically on 4<sup>th</sup> November (Mischief night) from 52 offences in 2008 to 65 offences in 2009. Although the text field on many crime reports make mention of 'youths' as offenders, this cannot be confirmed due to low detection rates. Similar trends were seen in ASB incidents, between 1<sup>st</sup> October and 6<sup>th</sup> November (Data from PROCAD):

2008 – 1953 incidents

2009 – 1943 incidents

Again, despite this slight decrease, there was an increase in ASB incidents on 4<sup>th</sup> November from 91 incidents reported in 2008 to 97 in 2009. The category, 'Rowdy/Inconsiderate' accounted for 68 and 75 incidents in 2008 and 2009 respectively, with 'Youth Nuisance' being the most prevalent. Although most young people view 'Mischief' behaviour as simply that, incidents of damage to personal property and fear of such offences cause misery and inconvenience to victims. The 'randomness' of the spates of crimes and incidents each year make prevention through overt policing and detections difficult to achieve. To illustrate, on 4<sup>th</sup> November 2010, 4 criminal damage offences were recorded on Park Road, Barnsley. These offences involved throwing stones at passing cars causing the windscreens to break. These offences took place within a couple of minutes of each other, yet were not reported until the victims had left the scene and arrived home. These offences remain undetected.

Policing of 'Mischief' night each year involves consultation with many partners. A planning meeting is held between police and the council (e.g. Youth Services, Positive Activities, Youth Offending Team). Success or otherwise of the previous year's interventions are assessed to enable partners to make informed decisions on targeted resources. Elected members are consulted via Area Partnership meetings, and the public have the chance to air their views at PACT meetings. Partners and the public are aware that crime and ASB increases during the Mischief period and are keen to work together to address the issues. Funding streams have become more limited, making it imperative that all parties work efficiently and effectively towards common goals.

**Aim/Objectives:**

The aim was to reduce the number of incidents of criminal damage and ASB during the 'Mischief' period through the following approach:

- Understanding who or what is being repeatedly targeted to focus activity on areas of highest risk

- Reduce offending by appropriate supportive interventions with offenders and those at risk of offending
- Diverting young people away from committing criminal damage and ASB by ensuring open and accessible youth facilities and services provision

## **Analysis**

### **Criminal Damage**

- In the period 1.10.09 – 6.11.09 Barnsley recorded a total of 478 criminal damage offences, a 7% reduction from the same period in the previous year. 27 of these offences were detected – 6% (see Appendix 1 for total criminal damage and detections).
- Barnsley recorded a total of 65 criminal damage offences specifically on the 4<sup>th</sup> November 2009 (see Appendix 2). A 20% increase from the same period in 2008. None of these offences were detected. For this reason, it is difficult to identify underlying causes.
- A breakdown of the offences for period 1.10.09 – 6.11.09 compared with the same period in 2008 (see Appendix 3) reveals decreases in Damage to Dwellings (-21%) and Damage to Other Buildings (-35%), however increases in Damage to Vehicles (+5%), and Arson offences (+27%).
- A breakdown of the offences specifically on 4.11.09 compared with the same period in 2008 (see Appendix 4) reveals an increases for most offence types, including Damage to Vehicles (+27%), Damage to Dwellings (+16%), and Damage to Other Buildings (increase +4 offences).

### **Anti-Social Behaviour**

- Barnsley recorded a total of 1943 ASB incidents (1.10.09 – 6.11.09), a slight reduction of 0.5% from the same period in 2008 (as shown in Appendix 5).
- Barnsley District recorded a total of 97 ASB incidents specifically on 4<sup>th</sup> November 2009 (see Appendix 6). This was a 7% increase from the same period 2008

- Breakdown of the ASB incidents for the period 1.10.09 – 6.11.09 compared with the same period in 2008 reveals decreases in incident types 'Rowdy/Inconsiderate' (-2%) and 'Fireworks' (-63%), however increases in 'Vehicle Nuisance Use' (+10%), 'Nuisance Neighbours' (+11%) and 'Noise' (+22%).
- In terms of ASB specific titles for the period 1.10.09 – 6.11.09, there were decreases in 'Nuisance Youths' incidents (-10%), and 'Fireworks Complaints' (-51%), but increases in 'Other ASB (+29%), 'Nuisance M/cycles' (+35%),' Neighbourhood Problems' (+29%) and 'Noise Complaints' (+16%). Appendix 7 shows the number of ASB incidents broken down by 'Type' and 'Titles'.
- A breakdown of the ASB incidents types for the specific date 4<sup>th</sup> November 2009 compared with the same period in 2008 reveals decreases in 'Fireworks' incidents (from 5 to 3 incidents), but increases in 'Rowdy Inconsiderate' (+10%) incidents.
- In terms of ASB incidents titles for the specific date 4<sup>th</sup> November 2009, there were decreases in 'Firework Complaints' (from 8 to 3 incidents) and no significant increase in 'Nuisance Youths' incidents (only +1 offence from last year), however there was an increase in 'Other ASB incidents (from 11 to 16 incidents). Appendix 8 shows the number of incidents by specific 'Type' and 'Title' for 4<sup>th</sup> November.

### **Victim, Offender, Location**

Analysis of data provided does not identify any significant patterns in terms of victim type. Many offences appear 'random' and sporadic, and due to low detection figures, offenders cannot be readily identified. The perception is, however, that most incidents involve young people. The only component in the Problem Analysis Triangle that can be analysed with a degree of certainty is location:

### **SNT Breakdown**

Volume

- Central, Dearne and Royston SNT were the worst affected for Damage in the period 1.10.09 – 6.11.09 with 86, 84 and 63 offences respectively; Dearne SNT was the worst affected area specifically on 4.11.09 with 15 offences.
- Central, Dearne and Royston SNT were the worst affected for ASB in the period 1.10.09 – 6.11.09 with 383, 356 and 259 ASB incidents respectively; again Dearne SNT was the worst affected area specifically on 4.11.09 with 19 ASB incidents.

### **Kendray & Worsbrough SNT – Of Note**

- Notable decrease in damage offences in the period 1.10.09 – 6.11.09 compared with same period in previous year (-34%), including decreases in Damage to Vehicles (-30%) and Dwellings (-45%). Also decrease in damage offences on 4<sup>th</sup> Nov (17 - 12 offences).

### **Why did Criminal Damage reduce by 34 % in the Kendray Worsbrough SNT area?**

In 2009, a pilot project (Operation Birdie) ran in the Kendray/Worsbrough Safer Neighbourhood Area. Police worked in partnership with the teaching staff at the Barnsley Academy, the area's secondary school, to focus on the long-term resolution of ASB/criminal damage issues involving young people. The aim of the project was to raise awareness and understanding of behaviour perceived to be anti-social and its consequences and reduce the number of criminal damage and ASB incidents throughout the Mischief period.

**Positive Behaviour Contracts:** A key theme involved the use of social networking to communicate with young people. Facebook was utilised with a page using the strap line "I'm not with Stupid" created, advertising events/things to do and puzzles to attract 'fans'. Barnsley Academy permitted access to Facebook in the week leading up to half term to encourage involvement from pupils.

**Bluetooth messages:** Bluetooth messages were designed using cartoon characters involved in ASB. These messages were cascaded to Academy pupils on key dates around Halloween

and Mischief night. In addition, traditional promotional materials (posters, badges) supported the campaign (see Appendix 9 for promotional sample).

**Diversions Activities:** Officers from the Safer Neighbourhood Team worked with the Barnsley Academy to run an evening of activities on 4<sup>th</sup> November at the school, which were well attended and received positive feedback. Appendix 10 is a poster sample used in the campaign.

**Results:** Kendray is classified as a Super Output area according to the Index of Multiple Deprivation: high rates of unemployment, benefit claims, children on free school meals and low academic achievement are characteristic of the area. Despite these challenges, crime rates, particularly criminal damage, significantly reduced (-34%) throughout 'Mischief' period in 2009; results which were not replicated elsewhere across Barnsley and attributable to the interventions put in place through Operation Birdie.

### **Response - Barnsley Bsmart 2010**

In 2010, it was decided to build upon the successes and expand Operation Birdie across Barnsley District under the name of 'Barnsley Bsmart'. The characters used in the localised campaign were adopted as they were familiar to some young people, and they were named as the 'Bsmart Crew' – Sam, Josh, Sara, Rob. Appendix 11 is a sample of the 'Bsmart Crew' used as part of the branding campaign.

### **The BSmart Competition**

Young people responded positively to Bluetooth messages sent out in 2009 and so similar methods of social media were adopted to engage young people in 2010. To enhance understanding of the nature and consequences of ASB, pupils were invited to enter a competition to design Bluetooth messages to be cascaded around Barnsley on the run up to Mischief night 2010. It was hoped that by involving young people in the content design of the

messages linked to ASB/criminal damage, the underlying messages would become instilled. Children and Young Peoples Officers (CYPOs) and PCSOs made contact with every school in Barnsley, explaining the campaign and encouraging participation. The opportunity to win prizes gave an added incentive for young people and schools to get involved! Teachers were requested to dedicate one lesson at the end of summer term to allow pupils the chance to take part in school time. Lesson plans, materials and guidance on the competition were provided, and pupils were given a storyboard template (see Appendix 12) to create a 'comic strip' about ASB / Criminal Damage incidents that might take place on Mischief night and the consequences. Young people were instructed to use the four 'Bsmart' characters in their message and were encouraged to photocopy the characters and cut and paste them into their comic strips. The reasons for this were threefold:

- 1) To ensure that pupils not particularly gifted at Art could submit a competition entry
- 2) To get the characters well known to young people
- 3) To emphasise the point that it was the messages contained in the story that was the most important factor, rather than perfect presentation

### **Involving 'hard to reach' young people**

It was recognised that it was crucial to engage young people more at risk of involvement in anti-social/offending behaviour. CYPOs spent time in school working with pupils temporarily removed from classes (in 'exclusion'/'isolation') to encourage involvement.

### **Engaging our partners**

The Bsmart project gained the support from Barnsley Metropolitan Borough Council (BMBC) through the Children and Young People's Wellbeing Leadership Group. Funding allocated by South Yorkshire Police (£10,000) was match funded by BMBC to help run and promote the project. Approximately £14,000 was spent on creating the branding, characters and promotional materials for the campaign; the remainder was used on prizes and supporting schools/clubs. Youth Services were an integral part of the competition promotion, particularly in



targeting 'hard to reach' groups. Outreach teams, youth clubs and mobile youth buses were utilised to promote the competition across Barnsley and campaign material was distributed in areas where young people congregated to target disengaged young people.

Appendix 13 shows publicity material used for the Bluetooth competition.

### **Competition categories**

The winning categories were divided into three groups to give all ages the chance to win a prize: Years 4-6 (Primary); Years 7-9 (Secondary) and Years 10+ (Secondary and Post 16).

### **Judging the winners**

A panel of Police, Fire and Youth council representatives selected the winners and runners up, and the presentations took place in the final week of the Summer term.

### **Prizes**

£250 shopping vouchers was awarded to each competition winner in each age group category, and a further £500 and a presentation plaque awarded to the school/youth club connected with the winning entry. In addition, 30 runners-up (10 in each category) received a £10 shopping voucher. The three winning Bluetooth messages were created from the artwork of the young people by a professional company during the Summer 2010. These messages were cascaded throughout schools and on Facebook on the lead up to the Mischief period.

### **Facebook**

Facebook profiles were created for each member of the 'Bsmart Crew' and the four SNA Inspectors in Barnsley took responsibility for the updating of their characters profile, providing local information and publicising events in their area; e.g. 'Sam' represents Julie Mitchell and Central SNA (click on the link to view the site):

<http://www.facebook.com/home.php?#!/profile.php?id=100001159304272>

## **Targeted Interventions**

In addition to the district-wide competition, interventions were put in place in the Central, Royston and Dearne SNT areas as these localities had suffered the highest number of crime and ASB incidents during the previous year.

**Street Based Teams:** The Youth Offending Team provided Street Based Teams to carry out outreach work in these areas on 4<sup>th</sup> November to identify and engage those young people at risk of offending.

**Dispersal Power:** The power to disperse individuals under Section 30 of the Anti Social Behaviour Act 2003 was enforced in the Worsbrough Common area from 29<sup>th</sup> October to 7<sup>th</sup> November 2010. This was an area within the Town and Kingstone SNT area that had suffered the most incidents of ASB in previous years.

**Diversionsary Activities:** Events were publicised locally to encourage young people to attend. An example is shown in Appendix 14.

## **Assessment - Competition Uptake**

543 competition entries were received from areas representing the whole of Barnsley district (17 schools and 16 youth clubs submitted entries). The majority of entries involved groups of 2-3 young people, giving an estimated 1,500 young people involved. This does not take into account those young people who took part in the lesson at school, but did not submit their entry. The message shown in Appendix 15 was submitted by a Year 7 pupil from Kingstone School. It shows a group of youths making a hoax call to the emergency services. They then try to buy alcohol from the off-licence and verbally abuse the elderly shop keeper when he refuses to serve them. The shop keeper becomes ill with chest pains and the group try to call for an ambulance to find they have been delayed due to a prank call..... The group are in trouble with the police and may have cost the shop keeper his life! Potential impact: Between 1<sup>st</sup> October

and 6<sup>th</sup> November hoax calls reduced from 34 incidents in 2009 to 22 incidents in 2010; street drinking reduced from 18 incidents (2009) to 7 (2010). <http://staging.d4tech.co.uk/syp/syp-2010/syp-2010-asb.html>. Appendix 16 shows the message submitted by 2 young people using the Youth Service mobile unit in Dodworth. It shows the group meeting up, smoking cannabis and then deciding to steal a car for a joy ride. They get stopped by the police and arrested. Potential impact: Between 1<sup>st</sup> October and 6<sup>th</sup> November nuisance vehicles reduced from 197 incidents in 2009 to 188 incidents in 2010. <http://staging.d4tech.co.uk/syp/syp-2010/syp-2010-theft.html>

Youth Services were extremely pleased that the Mobile Unit received a winning prize for this entry. This result has further enhanced the working relationship between the police and council. Much assistance was given by Youth Services in distributing the Runners Up prizes in local youth clubs. The message shown in Appendix 17 was submitted by a Year 6 pupil from Burton Road primary school. It shows two youths meeting up and causing criminal damage (graffiti) to a bus stop and car. They get caught by the police and arrested. Potential impact: Between 1<sup>st</sup> October and 6<sup>th</sup> November criminal damage reduced from 478 crimes in 2009 to 475 crimes in 2010, however the largest impact was on 4<sup>th</sup> November, reducing from 65 offences in 2009 to 50 offences in 2010. <http://staging.d4tech.co.uk/syp/syp-2010/syp-2010-graffiti.html>

The competition and Bluetooth messages were positively received. An extract from Facebook illustrates this:

Facebook User 1 Competition Runner Up

the police came to our primary skool and told us all about the competition and i was one of the runners up :))

Sam Bsmart

I was one of the judges. There were hundreds of entries, you did really well to get a prize :)

Facebook User 1 Competition Runner Up

thanx :))

### **Learning Point**

Due to rapid technological advances, many smartphones (e.g. iPhone/Blackberry) devices do not accept unsolicited Bluetooth messages. This resulted in difficulties in cascading the messages. To overcome this barrier, messages were posted on Facebook and all school websites on the week leading up to the half term break. This enabled young people to view the messages, albeit not on their own mobile phones.

### **Facebook**

The Facebook site of the character Sam Bsmart has attracted over 700 friends in a 3 month period, however the other characters have not been utilised to any great extent, largely due to the labour intensive nature of gathering friends in order to establish the character. Also, a good knowledge of Facebook and social networking is a large factor in the success of this method. The Facebook site should become more effective as a tool for publicising diversionary events in 2011 due to the increased number of friends and continue to be utilised to promote the work of South Yorkshire Police. OSS (Operational Support Services) photos have been well received, attracting positive comments and 'Likes'.

Sam Bsmart

Police horses have to get through some tough training to be prepared for public order incidents. Here is a picture of one of the training sessions (see Appendix 18).

29 November 2010 at 15:57 · LikeUnlike · Comment · View feedback (2)Hide feedback (2) ·

Facebook User 2 - likes this. Facebook User 2 - This is what i would like too doo :) ♥ x

Sam Bsmart

The snow is causing some disruption for the Police, dealing with stranded motorists etc, but at least the helicopter officers get a fantastic view! (See Appendix 19 for photograph).

01 December 2010 at 12:10 · Like · Unlike · Comment · View feedback (2) · Hide feedback (2) ·

Facebook User 3 and Facebook User 4 like this.

Sam Bsmart

Some Police officers in Barnsley are now trained to use Taser in order to deal with very violent offenders. The device works by creating an electrical circuit through the offender's body to prevent their muscles from working. This allows officers to gain control in an incident without any long-lasting effects or injuries. Hopefully you will never be on the receiving end!

(See Appendix 20 for picture). 02 December 2010 at 15:27 · Like · Unlike · Comment · View feedback (9) · Hide feedback (9) · Facebook User 5 and Facebook User 6 like this.

### **Criminal Damage - Results**

Appendix 21 shows there were 478 Criminal damage offences in 2009, of which 10% (50) were detected. In 2010 there were 475 criminal damage offences and so far 7% (34) have been detected. Appendix 22 compares the same data for Mischief Night This shows a drop of 15 offences recorded on 4<sup>th</sup> November. Appendix 23 and 24 break down the criminal damage data by offence recorded and show the percentage change for each offence. Appendix 23 shows an increase in Criminal damage to dwellings of 14% in 2009, all the other figures are reduced with the exception of Threat to Commit which increased by 1 offence. Interestingly, Appendix 24 shows a 62% reduction in criminal damage to dwellings on Mischief Night in 2009 and a 17% increase in criminal damage to vehicles. It is possible that the day of the week on which Mischief Night falls impacts upon the number and type of offences committed (along with variables such as weather etc.) Appendix 25 shows a comparison for the number of criminal damage offences by day for the full period and shows that the number of offences remain higher than normal on the 5<sup>th</sup> November in 2010, whereas they return to normal on the 5<sup>th</sup> November in 2009 (see 'Chart 2' on Appendix 25). In 2010, the 4<sup>th</sup> November was a Thursday and it was a Wednesday in 2009. Based on this observation, 4<sup>th</sup> November will fall on a Friday in 2011, which may impact negatively on criminal damage and ASB figures.

## **Anti Social Behaviour - Results**

Appendix 26 shows the total number of reported ASB incidents in Barnsley, for the period 1<sup>st</sup> October to 6<sup>th</sup> November and Mischief Night – 4<sup>th</sup> November. Between 1<sup>st</sup> October and 6<sup>th</sup> November, there was an overall increase in incidents from 1943 to 2053 (2009, 2010 respectively) - an increase of 6%. Appendix 27 shows a breakdown of incidents for 01.10 – 06.11.2009/2010 and for 4<sup>th</sup> November 2009/2010. Figures show that there were a higher number of incidents at the start of October and on 5<sup>th</sup> and 6<sup>th</sup> November 2010 than 2009. The results reveal a significant increase in both Nuisance Neighbours (+68%), Litter/Drug Paraphernalia (+58%) and abandoned Vehicles (+23%); but the largest rise is in the number of complaints about fireworks, rising from 15 to 100 (+567%). This is possibly due to increased reporting opposed to actual incident increases, thus may be the reason for overall increases in ASB reports. For this reason, comparisons are difficult to make. The total number of incidents for Mischief Night are similar in 2009/2010 (97 and 98 respectively), the greatest difference in incident type is Rowdy-Inconsiderate, which increased by 8%. Incident Types vary between 1-3 on 4<sup>th</sup> November, resulting in an exaggerated percentage change. There were significant reductions in street drinking (-61%) and Hoax Calls (-35%) during the whole period and small decrease in Vehicle Nuisance (-5%) and Malicious/Nuisance Comms (-7%). Interestingly, these were the main themes in the three winning bluetooth messages (in addition to criminal damage) and were the main subjects involved in the majority of competition entries. Appendix 28 compares the total number of ASB incidents reported on each day between 01.10 – 06.11.2009/2010.

## **Focus points for 2011**

The Facebook site for Sam Bsmart has been very successful and positively received by young people. This project will be subject of continuous development, and is worthy of some analysis work carrying out to assess its impact in the locality. There were only 15 incidents relating to Firework Misuse in 2009, including only 3 offences on 4<sup>th</sup> November. This rocketed to 100 such

incidents reported in 2010 between 1<sup>st</sup> October and 6<sup>th</sup> November. Due to the low numbers in previous years, this issue was not the focus of the Bsmart project, and will therefore be the focus of education and diversionary work in 2011.

### **Review of Project Objectives**

- Understanding who or what is being repeatedly targeted to focus activity on areas of highest risk - Street Based Teams were deployed into areas of previous high-demand. These did not have a significant impact on reducing ASB or damage. Offences across the district appeared 'random', with 'Mischief night' culture.
- Reduce offending by appropriate interventions with offenders and those at risk - Sections 30 Dispersal Power was utilised to good effect on 4<sup>th</sup> November. A total of 18 young people were dispersed from Worsbrough Common and encouraged to attend diversionary activities in the town centre. Of these 18 (many of whom have come to the attention of the police previously), 8 have become Facebook friends of Sam Bsmart. This will ensure ongoing interaction and contact between these young people and the police in future.
- Diverting young people away from committing criminal damage and ASB by ensuring open and accessible youth facilities and services provision - Diversionary events on 4<sup>th</sup> November, particularly in the Town Centre, were very well attended.

**State number of words: 3992**

## Key Project Team Members

- Inspector Julie Mitchell, Barnsley Inspector Inspector Julie Mitchell
- PC Nichola Norris, CYPO
- Dave Berry, Headteacher Barnsley Academy
- Janine Stevens, ICT Systems Manager
- Chief Inspector Scott Green

## Project Contact Person

Name	Julie Mitchell
Position/Rank	Inspector
Address	South Yorkshire Police Barnsley Central SNT Commerce House Barnsley S70
City/State	South Yorkshire
Phone	+44 1226736702
Fax	+ 44 114 2197012
Email	julie.mitchell@southyorks.pnn.police.uk



Appendix 1

Barnsley District Criminal Damage		
Period	Total	Detected (%)
1.10.08 – 6.11.08	510	53 (10%)
1.10.09 – 6.11.09	478	27 (6%)

Appendix 2

Barnsley District Criminal Damage - 4th Nov		
Period	Total	Detected (%)
2008	52	4 (8%)
2009	65	0

Appendix 3

Barnsley District Criminal Damage Offences			
Offence Recorded	2008	2009	% Change
Criminal Damage - To Vehicles	180	188	4%
Criminal Damage - To Dwellings	166	129	22%
Criminal Damage - Other Property (Not Buildings)	75	79	-5%
Criminal Damage - To Other Buildings	57	41	28%
Arson Not Endangering Life	27	33	-18%
Arson Endangering Life	3	4	-75%
Criminal Damage - Threat To Commit	1	2	-50%
Racially Aggravated Malicious Wounding	1	1	0
Criminal Damage - Possession With Intent To Commit	0	1	-100%
<b>Total</b>	<b>510</b>	<b>478</b>	<b>7%</b>

Appendix 4

Barnsley District Criminal Damage - By Offence Type			
Offence Recorded	4.11.08	4.11.09	% Increase
Dwellings	25	29	16.00%
Vehicles	22	28	27.27%
Other Buildings	1	5	400.00%
Other Property	3	2	-33.33%
Arson Endangering Life	0	1	-
Arson Not Endangering Life	1	0	-100.00%
<b>Total</b>	<b>52</b>	<b>65</b>	<b>25.00%</b>

Appendix 5

District ASB Incidents	
Period	Total
1.10.08 - 6.11.08	1953
1.10.09 - 6.11.09	1943

Appendix 6

District ASB Incidents - 4th Nov	
Period	Total
2008	91
2009	97

Appendix 7

District ASB Incidents - by Incident Type			
Type	1.10.08 - 6.11.08	1.10.09 - 6.11.09	% Increase
ROWDY-INCONSIDERATE	1345	1313	-2.38%
VEHICLE - NUISANCE/USE	179	197	10.06%
MALICIOUS/NUISANCE COMMS	81	103	27.16%
NUISANCE NEIGHBOURS	72	80	11.11%
ANIMAL RELATED	71	80	12.68%
VEHICLE - ABANDONED	63	35	-44.44%
HOAX CALLS	42	34	-19.05%
FIREWORKS	41	15	-63.41%
NOISE	36	44	22.22%
STREET DRINKING	10	18	80.00%
LITTER/DRUG PARAPHERNALIA	9	12	33.33%
PROSTITUTION RELATED	0	6	-
TRESPASS	1	4	300.00%
BEGGING / VAGRANCY	2	2	0.00%
SOLVENT MISUSE	1	0	-100.00%
<b>Total</b>	<b>1953</b>	<b>1943</b>	<b>-0.51%</b>

District ASB Incidents - by Selected Incident Titles			
Type	1.10.08 - 6.11.08	1.10.09 - 6.11.09	% Increase
NUISANCE YOUTHS	463	418	-9.72%
PROB MALE/FEMALE	289	219	-24.22%
OTHER A/SOCIAL BEH	173	224	29.48%
NUIS M/CYCLES	66	89	34.85%
N/BOUR PROBLEMS	58	75	29.31%
F/WORK COMPLT	45	22	-51.11%
DRUNK/ROWDY BEH	41	43	4.88%
OTHER VEH NUIS	33	31	-6.06%
NOISE COMPLAINT	31	36	16.13%
DRINKING IN STREET	10	15	50.00%
FIRE INCIDENT	6	4	-33.33%

Appendix 8

District ASB Incidents - by Incident Type on 4th Nov			
Type	4.11.08	4.11.09	% Increase
ROWDY-INCONSIDERATE	68	75	10.29%
FIREWORKS	5	3	-40.00%
VEHICLE - ABANDONED	4	0	-100.00%
NUISANCE NEIGHBOURS	3	3	0.00%
VEHICLE - NUISANCE/USE	3	6	100.00%
ANIMAL RELATED	3	2	-33.33%
MALICIOUS/NUISANCE COMMS	3	5	66.67%
BEGGING / VAGRANCY	1	0	-100.00%
HOAX CALLS	1	2	100.00%
NOISE	0	1	-
District ASB Incidents - by Selected Incident Titles			
Type	4.11.08	4.11.09	% Increase
NUISANCE YOUTHS	37	38	2.70%
PROB MALE/FEMALE	4	8	100.00%
OTHER A/SOCIAL BEH	11	16	45.45%
NUIS M/CYCLES	0	1	-
N/BOUR PROBLEMS	4	3	-25.00%
F/WORK COMPLT	8	3	-62.50%
DRUNK/ROWDY BEH	1	1	0.00%
OTHER VEH NUIS	1	1	0.00%
NOISE COMPLAINT	0	1	-
DRINKING IN STREET	0	0	-
FIRE INCIDENT	0	0	-

Appendix 9



## HOW FAR WILL YOU GO TO **FIT IN?**

If you're being encouraged by a so called 'friend' to get involved in stupid, mindless crime to 'fit in' - take a second to think about it...

**IT'S WRONG. YOU KNOW IT. WE KNOW IT.**  
**MAKE A CHOICE... YOUR CHOICE.**

Turn on your Bluetooth for updates



Join our campaign... 'I'm not with stupid'  
Barnsley's youth against anti-social behaviour.  
For more details and cool stuff, log on to our  
Facebook page via: [www.tinyurl.com/imnotwith](http://www.tinyurl.com/imnotwith)





# Hey you I'm not with it!

Visit [www.thingun.com/Imnotwith](http://www.thingun.com/Imnotwith)

I'm at Barnsley Academy....

**Do the Right thing**  
Do Dodge Ball for Free  
Wednesday 4th Nov 5-6pm  
in the Sports Hall

**Do the Right thing**  
Come use the computers to visit  
the im not with Facebook site + play games!  
Wednesday 4th Nov 5pm - 7:10pm  
in the English ICT Room

**Do the Right thing**  
Do Street Dance for Free  
Wednesday 4th Nov 6:30-7:15pm  
in the Main Hall




# The Characters


Sara



Josh



Sam




Rob




Don't get involved in stupid, mindless crime.





Appendix 12



**Don't get involved in stupid, mindless crime.**



**What to do.**  
Use the characters on the right to tell us a story about antisocial behaviour. You can use as little or as much detail as you like. **Good Luck!**

 <p>HAVE YOU EVER SEEN OR HEARD ABOUT AN ACT OF ANTISOCIAL BEHAVIOUR? HOW DID IT START?</p>	<p>Insert Text</p> <hr/> <p>Insert image</p>			
 <p>WHAT HAPPENED?</p>				
 <p>AND HOW DID IT AFFECT THE PEOPLE WHO WERE INVOLVED?</p>				<p><b>Don't get involved in stupid, mindless crime.</b></p>  <p><small>For more details log on to our Facebook page via: <a href="http://www.tinyurl.com/BarnsleyB-SMART">www.tinyurl.com/BarnsleyB-SMART</a></small></p>

Join our B.SMART campaign...Barnsley's youth against antisocial behaviour. For more details log on to our Facebook page via: [www.tinyurl.com/BarnsleyB-SMART](http://www.tinyurl.com/BarnsleyB-SMART)

Appendix 13

## B.CREATIVE!

### HERE'S YOUR CHANCE TO WIN SOME COOL PRIZES

CREATIVE!






Get involved in our B.SMART Bluetooth competition. Winners get to choose any one of these awesome prizes: MP3 PLAYERS, MOBILE PHONES, COMPUTER GAMES AND MANY MORE!


Images for illustration purposes only. Actual prizes may differ. See terms and conditions for full details on our Facebook page: [www.tinyurl.com/BarnsleyB-SMART](http://www.tinyurl.com/BarnsleyB-SMART)

**4<sup>th</sup>**  
**Thursday**  
**November**

# Free Stuff to do

## Disco with DJ Sean Pickles.

Date: 4th November 2010  
Time: 6pm—9pm  
Place: O-Zone @ Oakwell Stadium  
Chillout with music, video screens, free snacks and much more.....



## Climbing Wall

Date: 4th November 2010  
Time 6pm—9pm  
Place: O-Zone @ Oakwell Stadium



Date: Thursday 28th October  
Time: 12 noon – 5pm  
Place: Locke park

Contact Christie McFarlane  
on 07717 547735

Contact Jayne Ambrose on 07786 525978

## Futsal Tournament

Date: 4th November 2010  
Time: 6pm— 9pm  
Place: Shaw Lane Rugby Club

Prizes and Trophies  
for winning Teams



Teams must be pre registered – Contact your school PE department to obtain a registration form

## MZone

Date: 4th November 2010  
Place: MZone, Metrodome, Barnsley  
Free entry to Youth Gym and Internet Cafe

Free entry to iPod Draw  
for anyone attending  
the MZone on 4th  
November 2010



For more details about any of these events contact

Debbie Riggett Tel: 01226 289237 / 07786525791

Email: [debrariggett@barnsley.gov.uk](mailto:debrariggett@barnsley.gov.uk)






## Appendix 15



## Appendix 16



## Appendix 17



## Appendix 18



## Appendix 19



## Appendix 20



## Appendix 21

Criminal Damage 1st Oct to 6th Nov			
Year	Total	Detected	% Detected
2009	478	50	10%
2010	475	34	7%

Table 1 Criminal Damage including detections

## Appendix 22

Criminal Damage 4th Nov			
Year	Total	Detected	% Detected
2009	65	1	2%
2010	50	0	0%

Table 2 Criminal Damage including detections for 4th November

## Appendix 23

Barnsley District Criminal Damage Offences			
Offence Recorded	2009	2010	% Change
Criminal Damage - To Vehicles	188	187	-1%
Criminal Damage - To Dwellings	129	147	14%
Criminal Damage - Other Property (Not Buildings)	79	74	-6%
Criminal Damage - To Other Buildings	41	35	-15%
Arson Not Endangering Life	33	28	-15%
Arson Endangering Life	4	1	-75%
Criminal Damage - Threat To Commit	2	3	50%
Racially Aggravated Malicious Wounding	1		-100%
Criminal Damage - Possession With Intent To Commit	1		-100%
<b>Total</b>	<b>478</b>	<b>475</b>	<b>-1%</b>

Table 3 Criminal Damage Breakdown for full period

## Appendix 24

Barnsley District Criminal Damage Offences on 4th November			
Offence Recorded	2009	2010	% Change
Criminal Damage - To Vehicles	28	34	17%
Criminal Damage - To Dwellings	29	11	-62%
Criminal Damage - To Other Buildings	5	2	-60%
Arson Not Endangering Life	0	2	200%
Criminal Damage - Other Property (Not Buildings)	2	0	-100%
Arson Endangering Life	1	0	-100%
Criminal Damage - Threat To Commit		1	100%
<b>Total</b>	<b>65</b>	<b>50</b>	<b>-23%</b>

Table 4 Criminal Damage Breakdown for 4th November

## Appendix 25

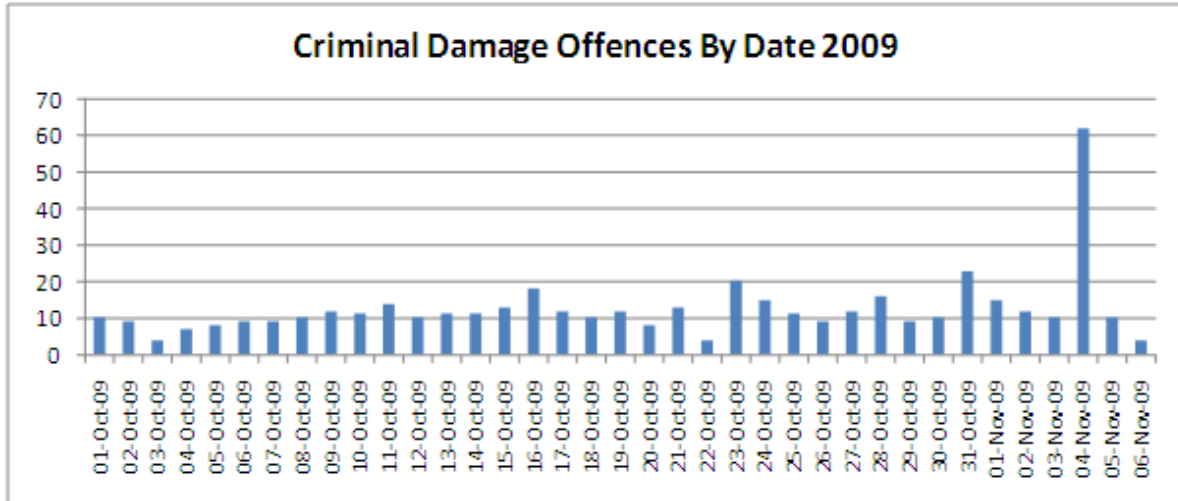


Chart 1 Total Criminal Damage Offences by day 1/10/2009 to 6/11/2009

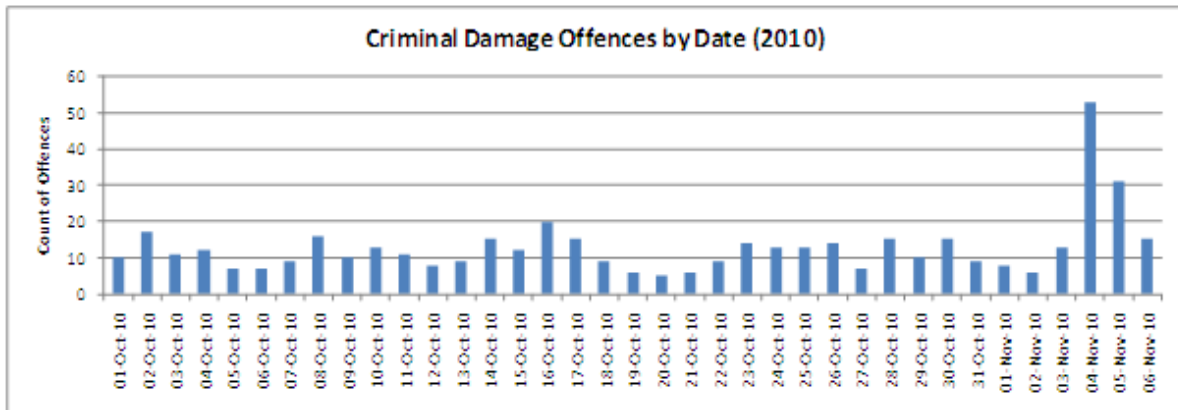


Chart 2 Total Criminal Damage Offences by day 1/10/2010 to 6/11/2010

Appendix 26

ASB Incidents	
Year	Total
2009	1943
2010	2053

Table 5 Total ASB Incidents 1<sup>st</sup> October to 6<sup>th</sup> November for 2009 and 2010

ASB Incidents	
Year	Total
2009	97
2010	98

Table 6 Total ASB Incidents for 4th November 2009 and 2010

Appendix 27

ASB Incidents across Barnsley District			
Incident Type	2009	2010	% Difference
ROWDY-INCONSIDERATE	1313	1335	2%
VEHICLE - NUISANCE/USE	197	188	-5%
MALICIOUS/NUISANCE COMMS	103	96	-7%
NUISANCE NEIGHBOURS	80	129	61%
ANIMAL RELATED	80	71	-11%
NOISE	44	37	-16%
VEHICLE - ABANDONED	35	43	23%
HOAX CALLS	34	22	-35%
STREET DRINKING	18	7	-61%
<b>FIREWORKS</b>	<b>15</b>	<b>100</b>	<b>567%</b>
LITTER/DRUG PARAPHERNALIA	12	19	58%
PROSTITUTION RELATED	6	3	-50%
TRESPASS	4	1	-75%
BEGGING / VAGRANCY	2	2	0%
<b>Total</b>	<b>1943</b>	<b>2053</b>	<b>6%</b>

Table 7: ASB Incidents 1st October to 6th November by Incident Type

ASB Incidents on 4th November			
Incident Type	2009	2010	% Difference
ROWDY-INCONSIDERATE	75	81	8%
VEHICLE - NUISANCE/USE	6	5	-17%
MALICIOUS/NUISANCE COMMS	5	2	-60%
FIREWORKS	3	6	100%
NUISANCE NEIGHBOURS	3	4	33%
ANIMAL RELATED	2	0	-100%
HOAX CALLS	2	0	-100%
NOISE	1	0	-100%
<b>Total</b>	<b>97</b>	<b>98</b>	<b>1%</b>

Table 8: ASB Incidents 4th November by Incident Type

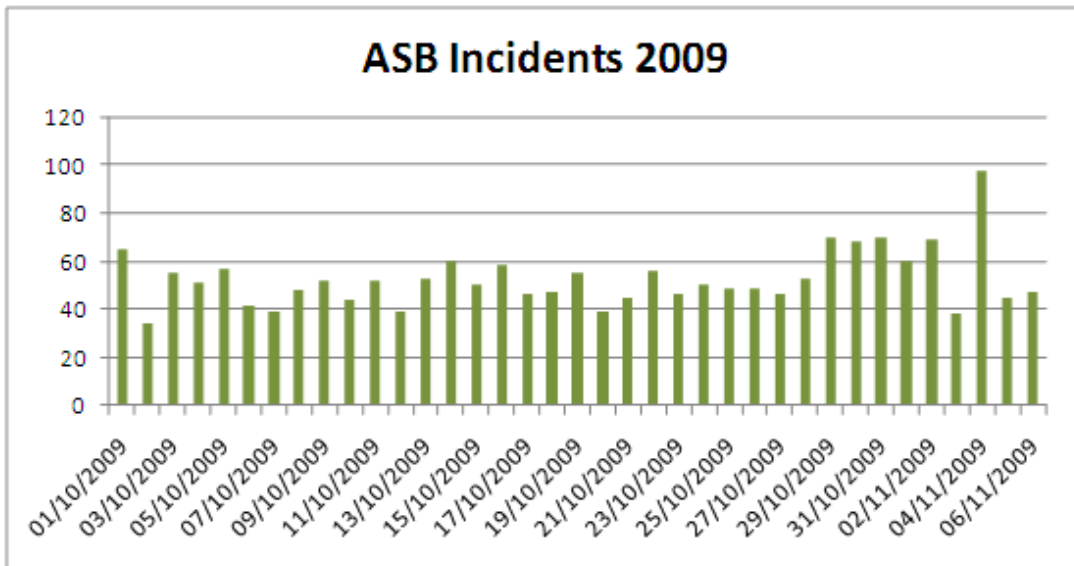


Chart 3: ASB Incident totals by day 1<sup>st</sup> October to 6<sup>th</sup> November 2009

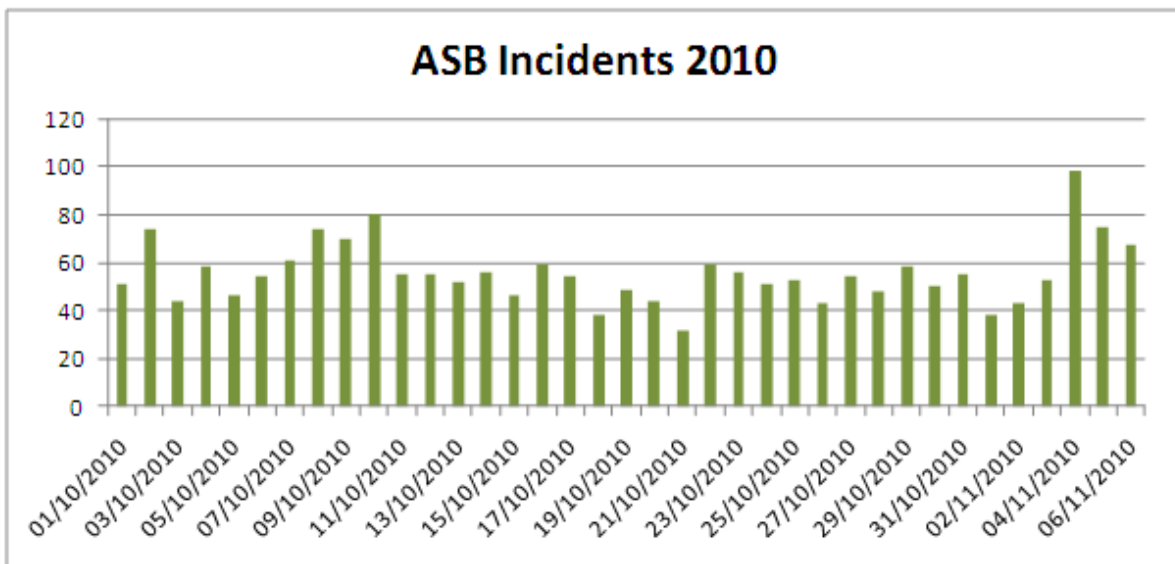


Chart 4: ASB Incident totals 1st October to 6th November 2010